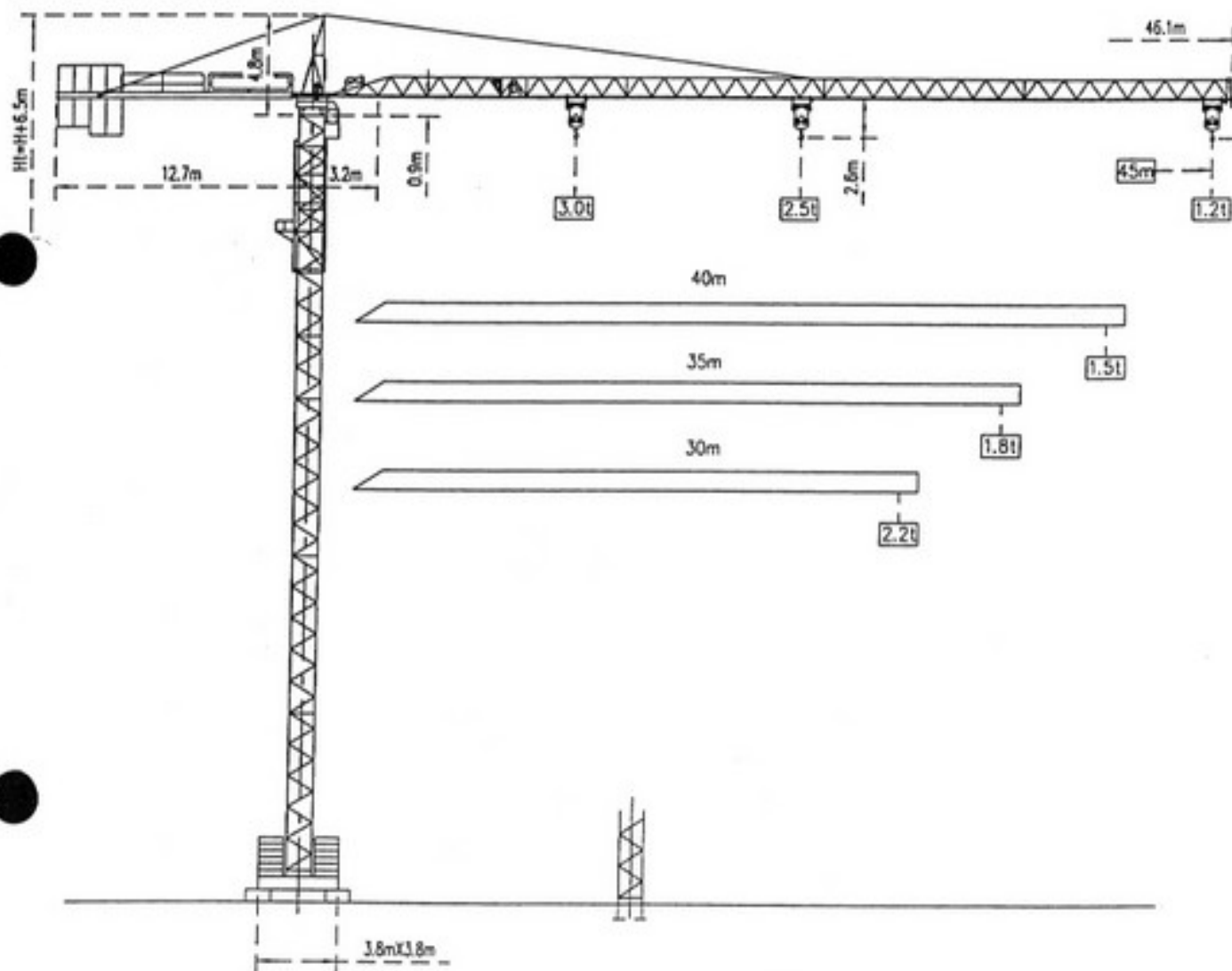



TOPKIT MC 60A



波坦 

POTAIN 

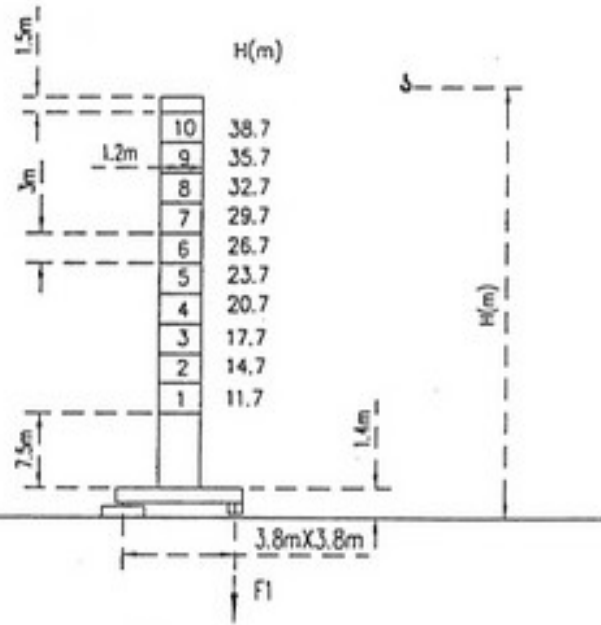
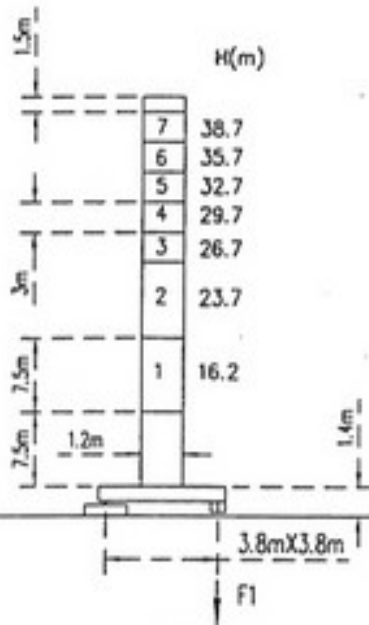
标准节-Masts



1.2m

起重臂-Jib

30m → 45m



ZF12A1

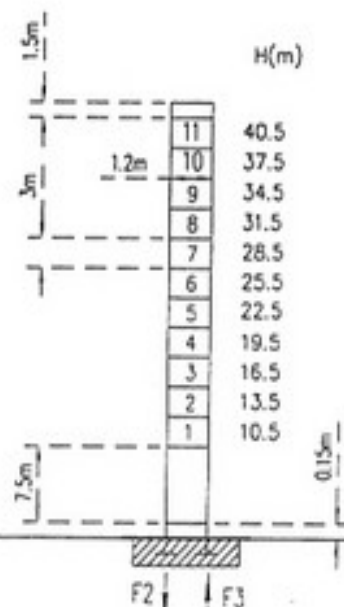
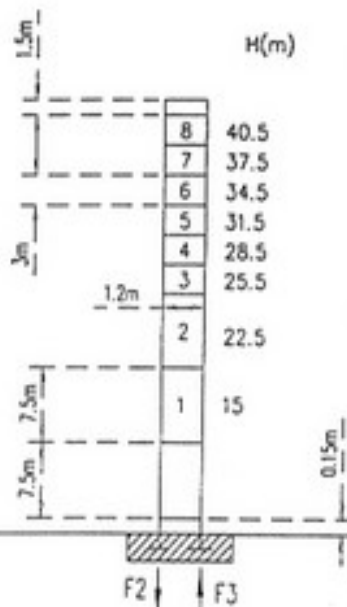
F1 ● 44t ■ 52t

⊕ 28t

ZF12A2

F1 ● 44t ■ 52t

⊕ 28t



P12C1

F2 ● 67t ■ 83t

F3 ● 50t ■ 66t

⊕ 23t

P12C2

F2 ● 67t ■ 83t


F3 ● 50t ■ 66t


⊕ 23t


F=反力-Reactions


机构—Mechanisms

			m/min	t	m/min	t	卷筒量	d-PS hp	kW
--	--	--	-------	---	-------	---	-----	------------	----

起升 Hoisting		25PC13	$b_3 d$		$W b_3 d$		360m	25	18.4
			6.6	2.5	3.3	3			
			33	2.5	16.5	3			
			66	1.2	33	2.6			

交板 Trolleying		4D3V3		15 30 58			4	3
---------------	---	-------	--	----------------	--	--	---	---

副卷 Sewing		RCV80		0-0.8 Tr/min rpm			8	5
-----------	---	-------	--	------------------------	--	--	---	---

行走 Travelling	ZF 	TVD324C		26 m/min			2X4	2X2.9
---------------	---	---------	--	-------------	--	--	-----	-------

电网——Mains supply	IEC38	400V(+6%-10%) 50Hz
所需功率——Necessary electric power		25PC: 35KVA
发电机组——Generator set		*

* 请向我方咨询——Consult us

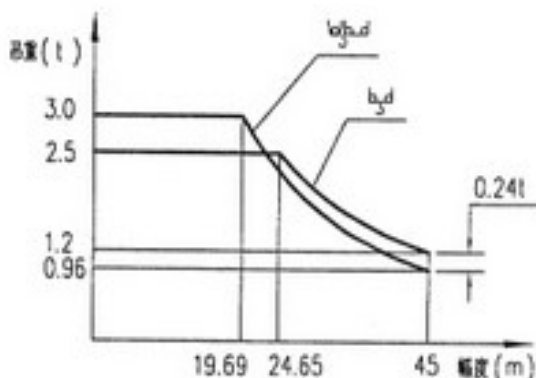
负荷曲线 -Load diagrams

45m	3.2-19.69	21	23	25	28	30	32	35	37	40	42	45	m
	3.00	2.77	2.47	2.22	1.91	1.74	1.59	1.40	1.30	1.15	1.07	0.96	t
	3.2--	24.65	25	28	30	32	35	37	40	42	45	m	
		2.50	2.46	2.15	1.98	1.83	1.64	1.54	1.39	1.31	1.20	t	

40m	3.2-20.85	22	23	25	28	30	32	35	37	40	m
	3.00	2.81	2.66	2.39	2.06	1.88	1.73	1.53	1.41	1.26	t
	3.2--	26.11	28	30	32	35	37	40	m		
		2.50	2.30	2.12	1.97	1.77	1.65	1.5	t		

35m	3.2-21.17	22	23	25	28	30	32	35	m
	3.00	2.86	2.71	2.44	2.11	1.92	1.76	1.56	t
	3.2--	26.52	28	30	32	35	m		
		2.50	2.35	2.16	2.00	1.8	t		

30m	3.2-21.47	22	23	25	28	30	m
	3.00	2.91	2.76	2.48	2.15	1.96	t
	3.2--	26.90	28	30	m		
		2.50	2.39	2.20	t		



附着—Anchorages

P12C

